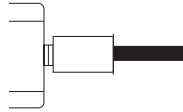


## Security socket removal tool

If there is a security socket (sleeve) preventing you from unscrewing the coaxial cable and removing your equipment, use the socket remover.

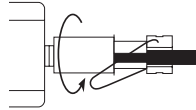
**1.**

Locate the devices that have a security socket.



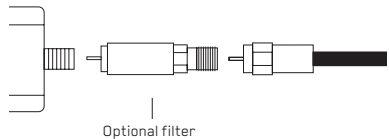
**2.**

Insert the socket remover as far as possible into the security socket. Turn **counter-clockwise**.



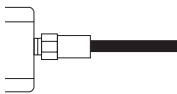
**3.**

Remove the security socket and coaxial cable from the device. If there is a filter in the socket, use the removal tool to remove it too.



---

### If there is no security socket:



You can unscrew the cable by hand (counter-clockwise).

Use the security socket remover if you can't unscrew the cable by hand.

### What to do with these accessories?



**Security socket and filter:** they can be put in the recycling bin.

**Security socket remover:** bring it back to store when you bring your old devices in and it will get recycled.

